

# A new framework for quantifying the drivers of Southern Ocean air-sea carbon fluxes

Jonathan Lauderdale\*<sup>1</sup>, Stephanie Dutkiewicz<sup>1</sup>, Richard Williams<sup>2</sup> & Michael Follows<sup>1</sup>.

\* [jml1@mit.edu](mailto:jml1@mit.edu)

<sup>1</sup>Massachusetts Institute of Technology, Cambridge, MA, USA.

<sup>2</sup>University of Liverpool, Liverpool, UK.



**Massachusetts  
Institute of  
Technology**

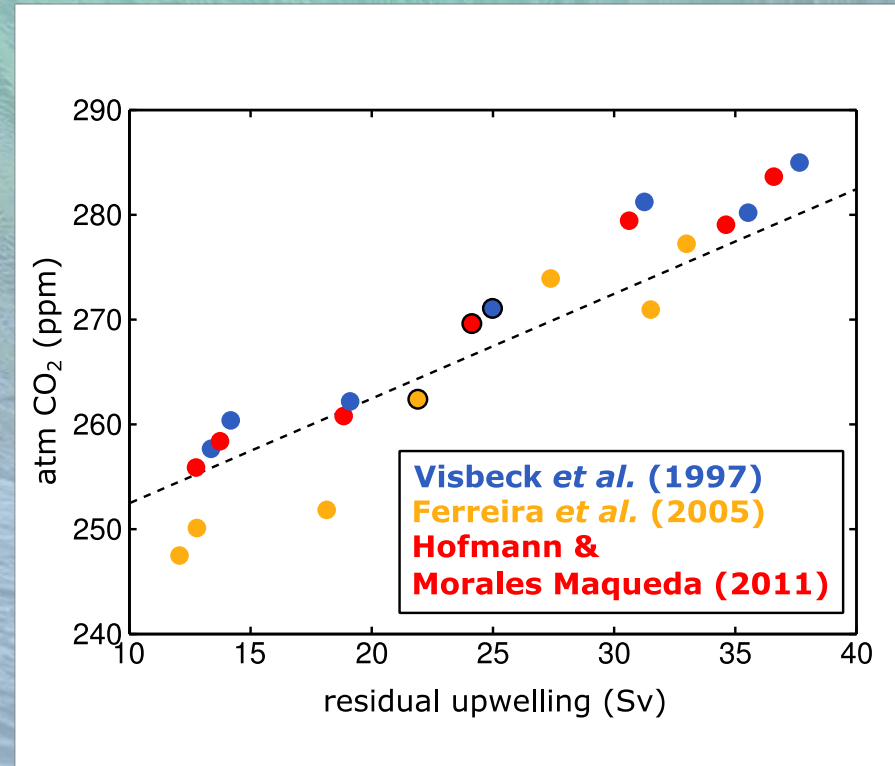


UNIVERSITY OF  
**LIVERPOOL**



# What influences CO<sub>2</sub> fluxes?

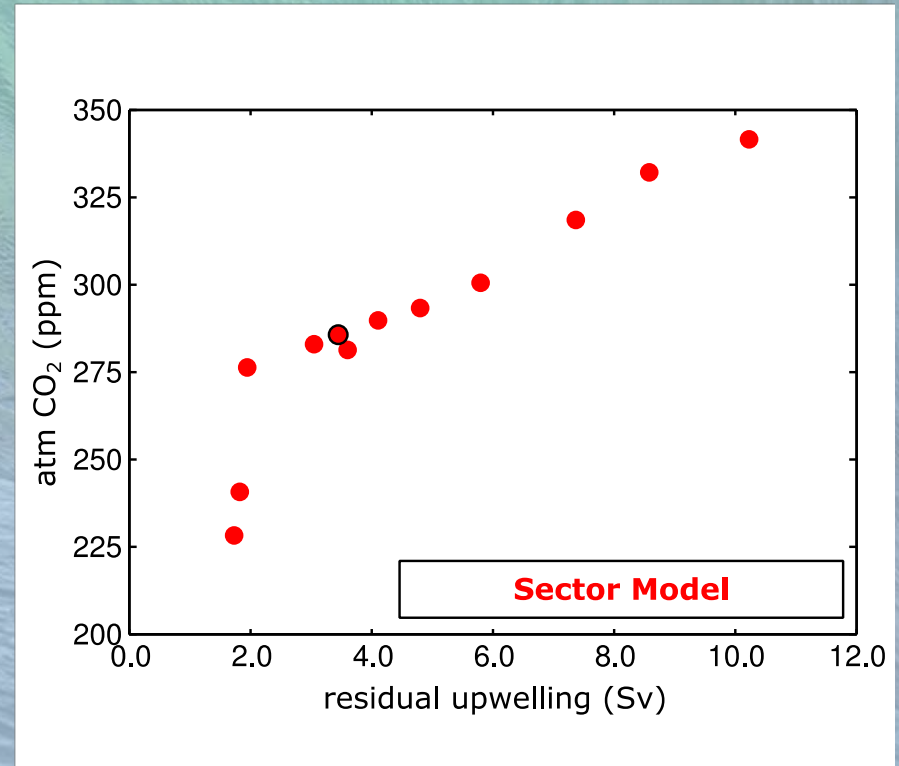
- Surface flux proportional to ocean pCO<sub>2</sub>, which responds to a variety of factors.
- Can the key processes be separated (e.g. Murnane et al., 1999; Takahashi et al., 2002; 2009; and others)?
- Can we mechanistically map these drivers of the carbon flux?



Southern Ocean upwelling vs atm pCO<sub>2</sub>  
[Lauderdale, Williams, Munday and Marshall, 2016;  
Climate Dynamics]

# What influences CO<sub>2</sub> fluxes?

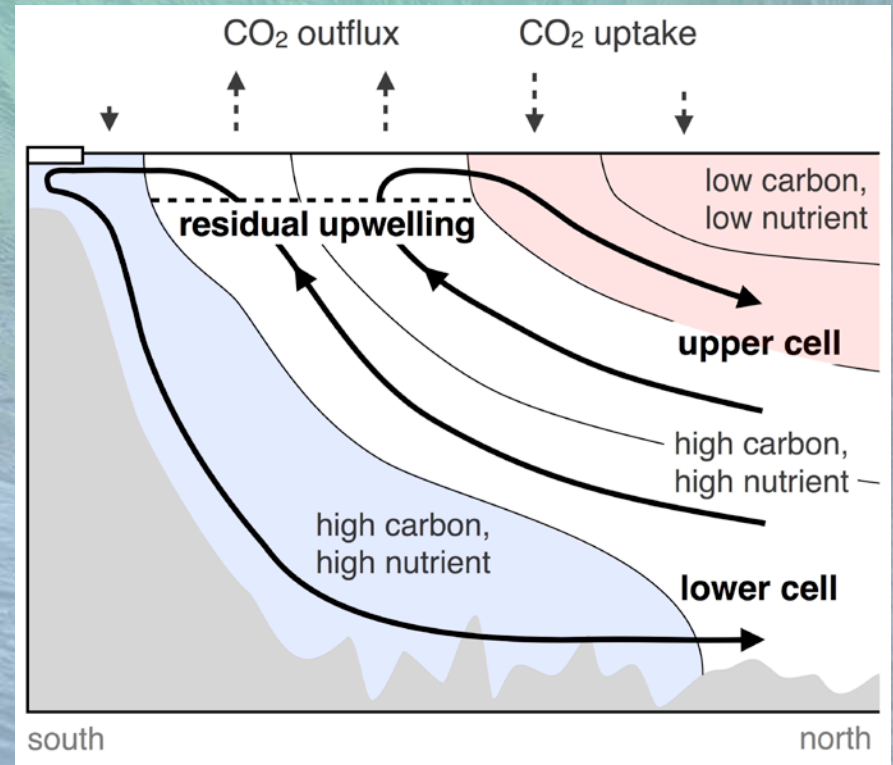
- Surface flux proportional to ocean pCO<sub>2</sub>, which responds to a variety of factors.
- Can the key processes be separated (e.g. Murnane et al., 1999; Takahashi et al., 2002; 2009; and others)?
- Can we mechanistically map these drivers of the carbon flux?



Southern Ocean upwelling vs atm pCO<sub>2</sub>  
[Lauderdale, Williams, Munday and Marshall, 2016;  
Climate Dynamics]

# What influences CO<sub>2</sub> fluxes?

- Surface flux proportional to ocean pCO<sub>2</sub>, which responds to a variety of factors.
- Can the key processes be separated (e.g. Murnane et al., 1999; Takahashi et al., 2002; 2009; and others)?
- Can we mechanistically map these drivers of the carbon flux?



Southern Ocean schematic  
[Lauderdale, Williams, Munday and Marshall, 2016;  
Climate Dynamics]

# Start from a DIC budget...

$$\frac{\partial C}{\partial t} = -\nabla \cdot (\vec{u}C) + \nabla \cdot (\kappa \nabla C) - F_C - C_o F_{FW} - R_{C:P} S_{bioP} - S_{CaCO_3}$$

Change of DIC conc.      DIC Advection      DIC Diffusion      Air-sea exchange      FW Dilution      Biological Activity

... assume steady state over a seasonal cycle.

$$F_C = -\nabla \cdot (\vec{u}C) + \nabla \cdot (\kappa \nabla C) - C_o F_{FW} - R_{C:P} S_{bioP} - S_{CaCO_3}$$

Further break down into effects of temperature, salinity and alkalinity

Surface FW flux

Nutrient fields

# Biological Activity

- Biological activity related to changes in DIC concentration via nutrient field changes.
- Carbonate cycling related to  $S_{bioP}$  through constant rain ratio.

$$S_{bioP} = -\nabla \cdot (\vec{u}P) + \nabla \cdot (\kappa \nabla P)$$

# Carbon Partitioning Scheme

- DIC in the mixed layer can be separated into different components after Williams & Follows (2011):

$$C = C^{sat} + C^{res}$$

- $C^{sat}$  depends on temperature, salinity and alkalinity (e.g. Goodwin & Lenton, 2009; Lauderdale et al., 2013; 2016).
- The influence of salinity is negligible (... but it is included).

$$\delta C^{sat} = \delta T \frac{\partial C}{\partial T} + \delta A \frac{\partial C}{\partial A} + \delta S \frac{\partial C}{\partial S}$$

# Carbon Partitioning Scheme

- Defining relationships for  $\delta T$  and  $\delta A$  (and  $\delta S$ ) based on advection, diffusion and surface fluxes:

$$-\nabla \cdot (\vec{u}T) + \nabla \cdot (\kappa \nabla T) = F_{Heat}$$

$$-\nabla \cdot (\vec{u}A) + \nabla \cdot (\kappa \nabla A) = A_o F_{FW}$$

- We leverage the tight relationship between A and S in the surface ocean. Any (small) biogenic effects are collected in  $C^{res}$ .
- $C^{res}$  is the residual, but represents two key processes of upwelling and solubility changes.

$$C = C^{sat} + C^{res}$$



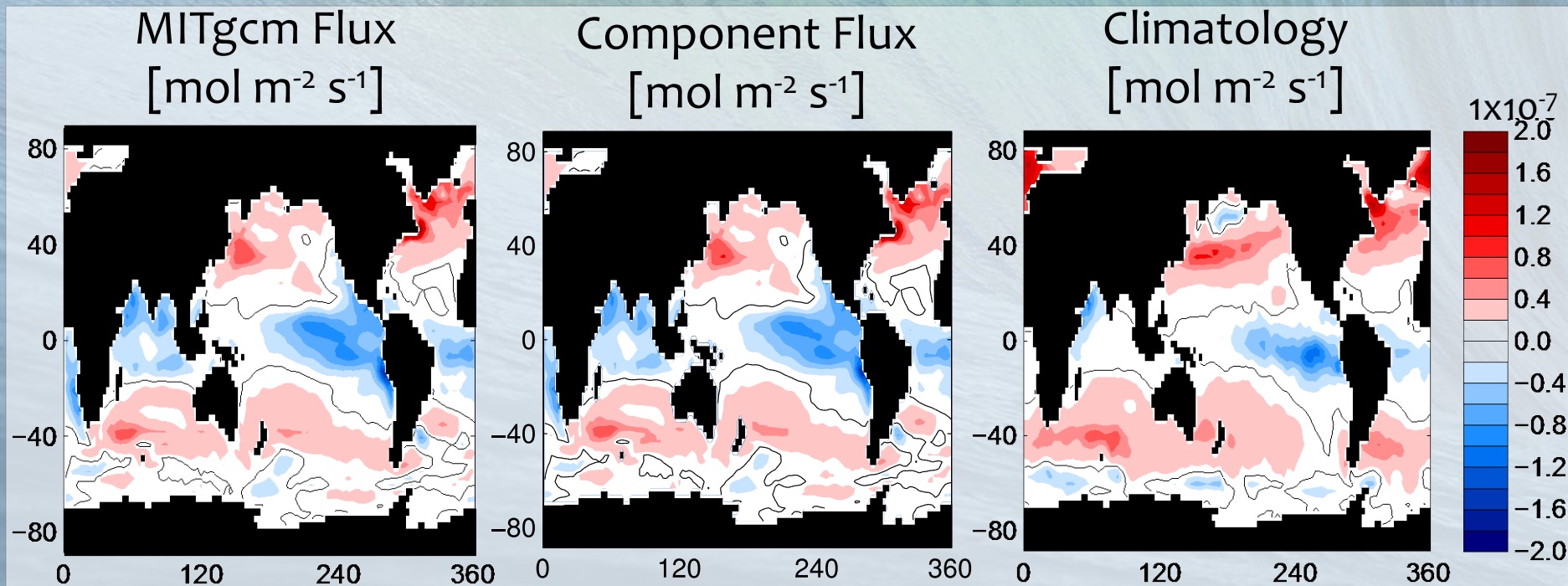
# Carbon flux framework

$$F_{CO_2} = \gamma_\theta \frac{F_{heat}}{\rho C_p} \quad \text{CO}_2 \text{ flux driven by surface heating.}$$
$$+ \frac{F_W}{\rho_{fw}} (\gamma_S \bar{S} + \gamma_{A_T} \bar{A_T} - \bar{C_T}) \quad \text{Net CO}_2 \text{ flux driven by freshwater fluxes.}$$
$$- R_{C_T:P} (-\nabla \cdot (\vec{u}P) + \nabla \cdot (\kappa \nabla P)) h \quad \text{CO}_2 \text{ flux driven by biological activity.}$$
$$- \frac{1}{2} R_{CaCO_3} R_{C_T:P} (-\nabla \cdot (\vec{u}P) + \nabla \cdot (\kappa \nabla P)) h$$
$$+ (-\nabla \cdot (\vec{u}C_{res}) + \nabla \cdot (\kappa \nabla C_{res})) h \quad \text{CO}_2 \text{ flux driven by disequilibrium.}$$

See: Lauderdale, Dutkiewicz, Williams & Follows (2016), Quantifying the drivers of ocean-atmosphere CO<sub>2</sub> fluxes, GBC, accepted yesterday!

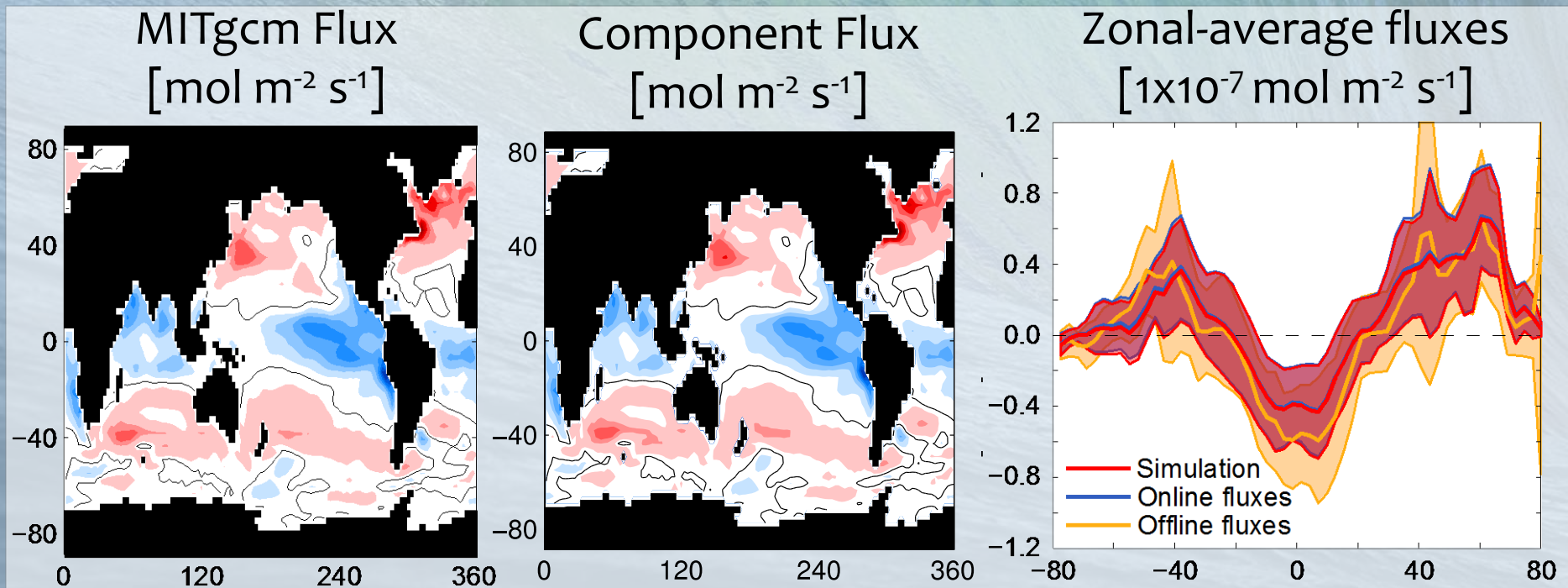
# Carbon Fluxes in the Model World

- Coarse resolution MITgcm w/biogeochemistry model (Dutkiewicz et al., 2006).
- Substitute in the fluxes for the diagnostic equation and sum all components.



# Carbon Fluxes in the Model World

- Coarse resolution MITgcm w/biogeochemistry model (Dutkiewicz et al., 2006).
- Substitute in the fluxes for the diagnostic equation and sum all components.



# Carbon Fluxes in the “Real” World

Variable	Product	Reference
12x U, V, W, Kz, Kh	Ocean Comprehensible Atlas (OCCAv2)	Forget et al., 2010
12x T, S, P	World Ocean Atlas 2013 (WOA13)	Locarnini et al., 2013; Zweng et al., 2013; 2xGarcia et al., 2013
12x Q, FW	ERA-Interim	Dee et al., 2011
1x DIC, ALK	GLODAPv2	Key et al., 2015; Olsen et al., 2016; Lauvset et al., 2016

- Monthly values for DIC and ALK reconstructed from GLODAPv2 single temporal snapshot using mixed layer depth (after Williams & Follows, 1998).

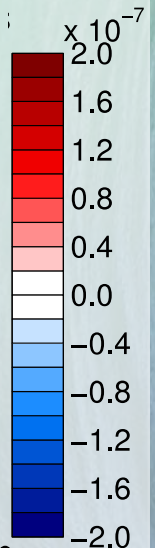
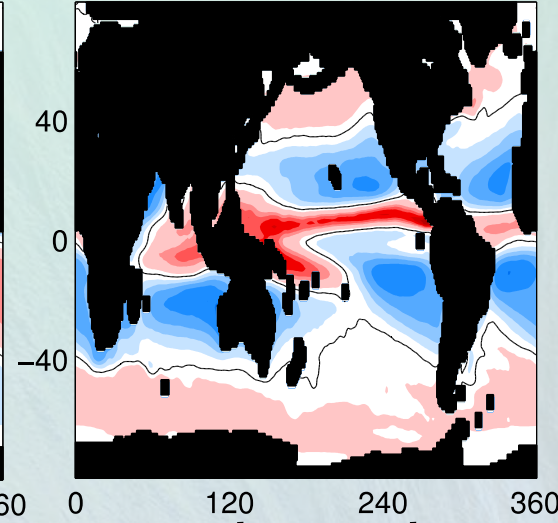
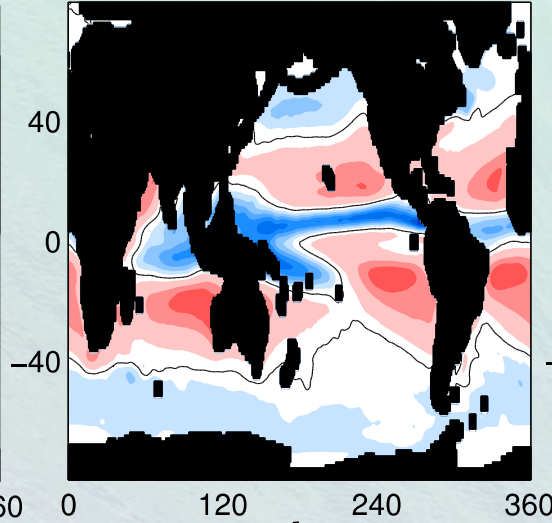
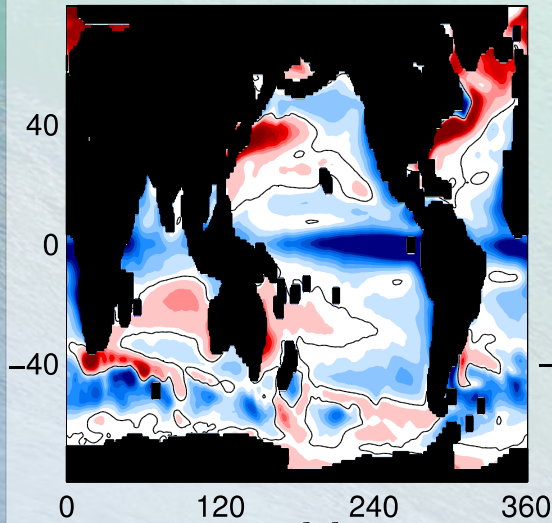
# Carbon Fluxes in the “Real” World

CO<sub>2</sub> Flux [mol m<sup>-2</sup> s<sup>-1</sup>]

## Heat

## Alkalinity

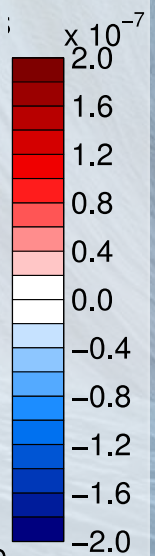
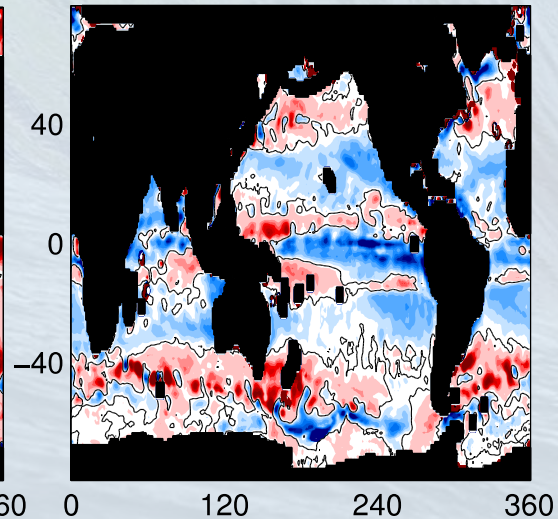
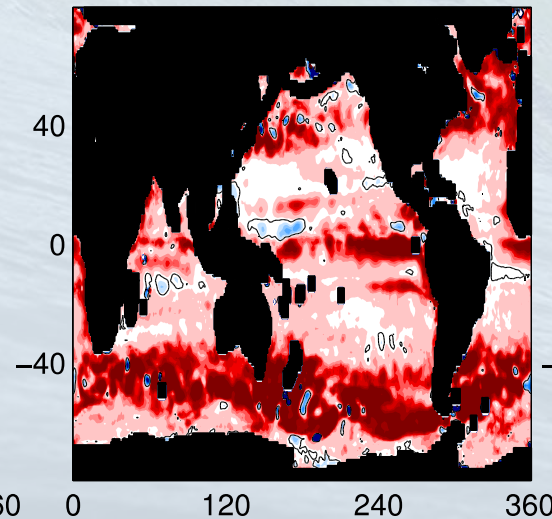
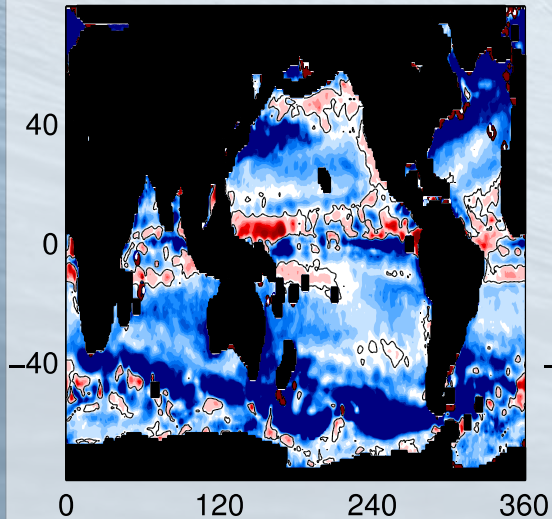
## Freshwater



## Disequilibrium

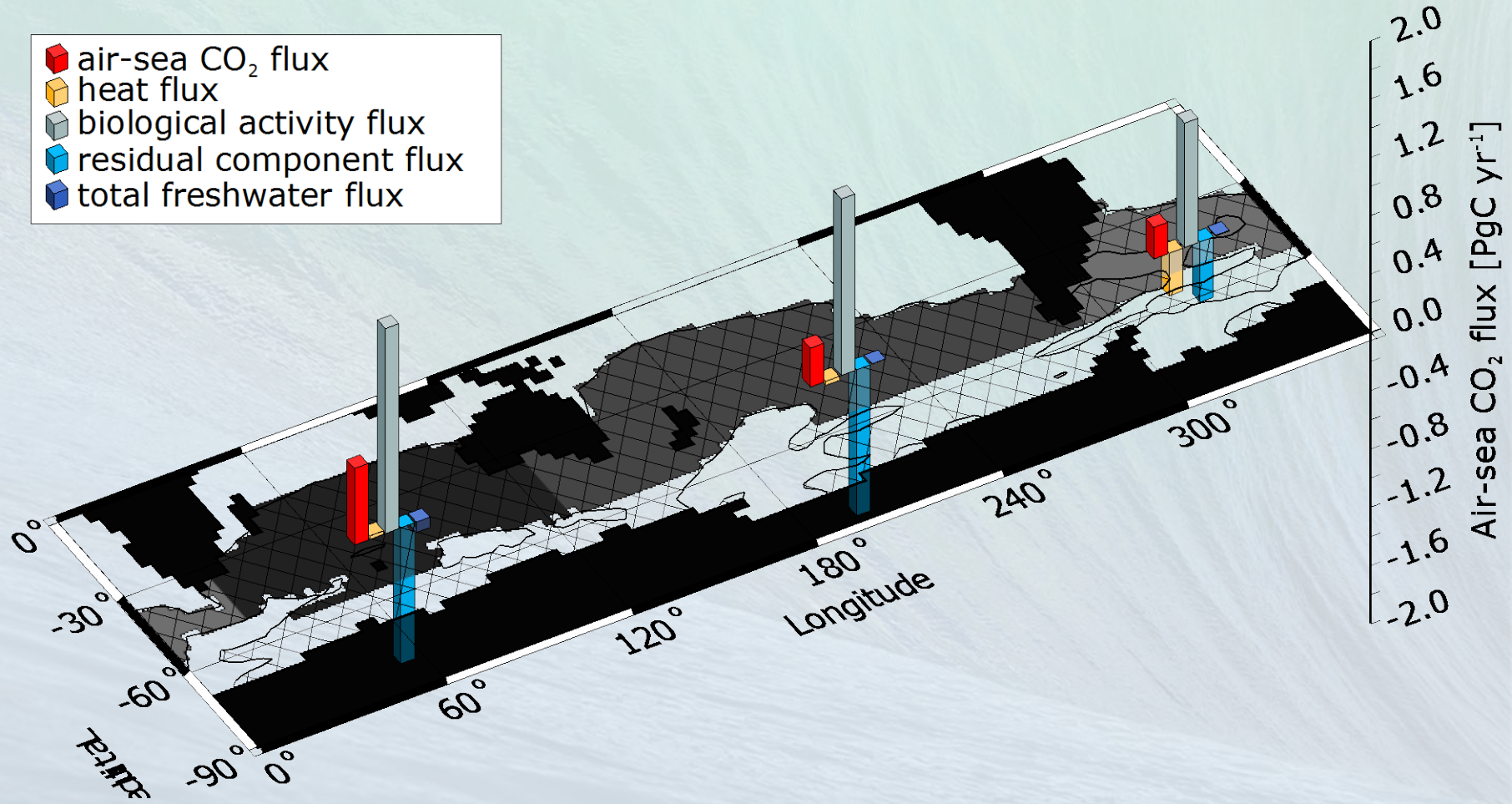
## Biology

## Total CO<sub>2</sub> Flux



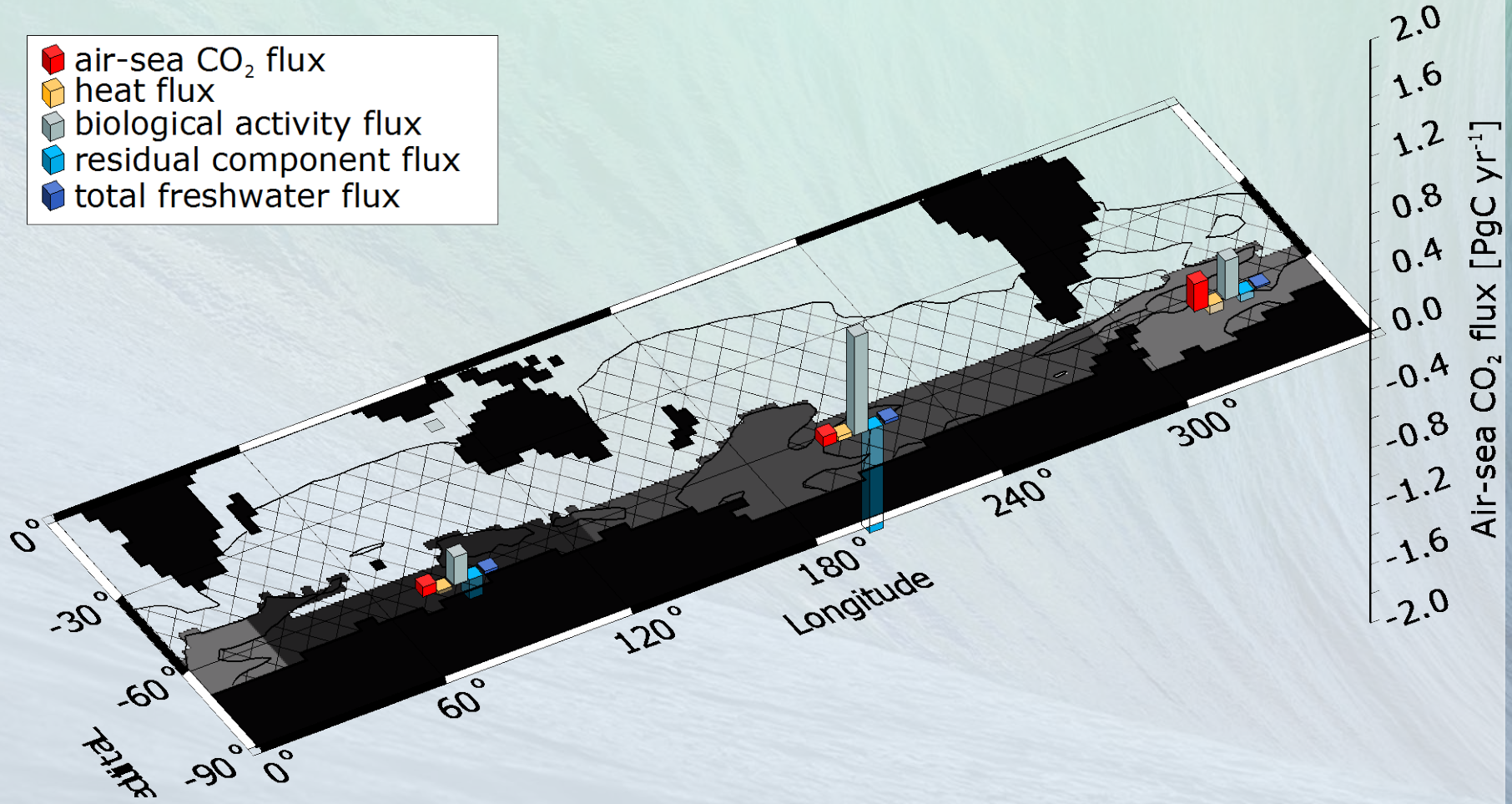
# Midlatitude Southern Ocean Carbon Fluxes

- air-sea CO<sub>2</sub> flux
- heat flux
- biological activity flux
- residual component flux
- total freshwater flux



# Southern Ocean Carbon Fluxes

- air-sea CO<sub>2</sub> flux
- heat flux
- biological activity flux
- residual component flux
- total freshwater flux



# Conclusions

- Mechanistic framework to interpret local drivers of air-sea CO<sub>2</sub> fluxes developed.
- Dominant drivers are the heat flux-driven component and opposing combination of biological activity and disequilibrium.
- Net freshwater effect is actually small because dilution of Alkalinity (in C<sup>sat</sup>) and DIC mostly cancel.
- Framework readily extendable to:
  - Cover non-steady state solutions natural.
  - Handle anthropogenic CO<sub>2</sub> perturbations.

See: Lauderdale, Dutkiewicz, Williams & Follows (2016), Quantifying the drivers of ocean-atmosphere CO<sub>2</sub> fluxes, GBC, accepted yesterday!



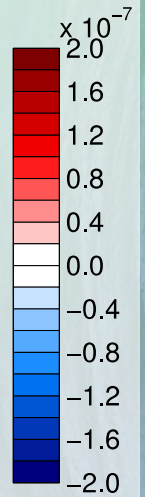
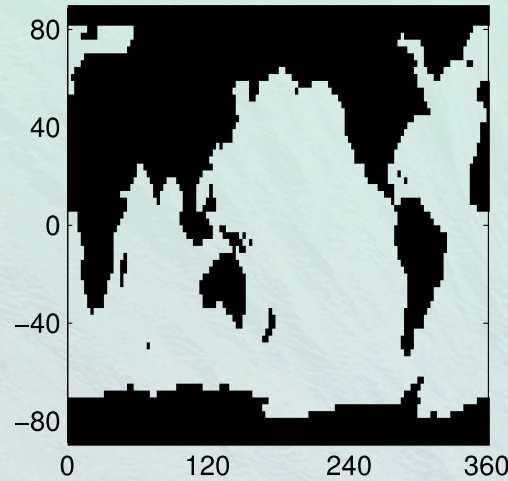
# Carbon Fluxes in the Model World

CO<sub>2</sub> Flux [mol m<sup>-2</sup> s<sup>-1</sup>]

Heat

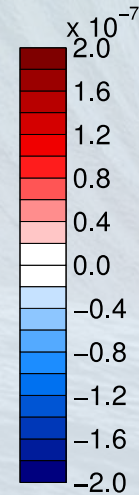

Alkalinity

Freshwater



Disequilibrium

Biology



Longitude